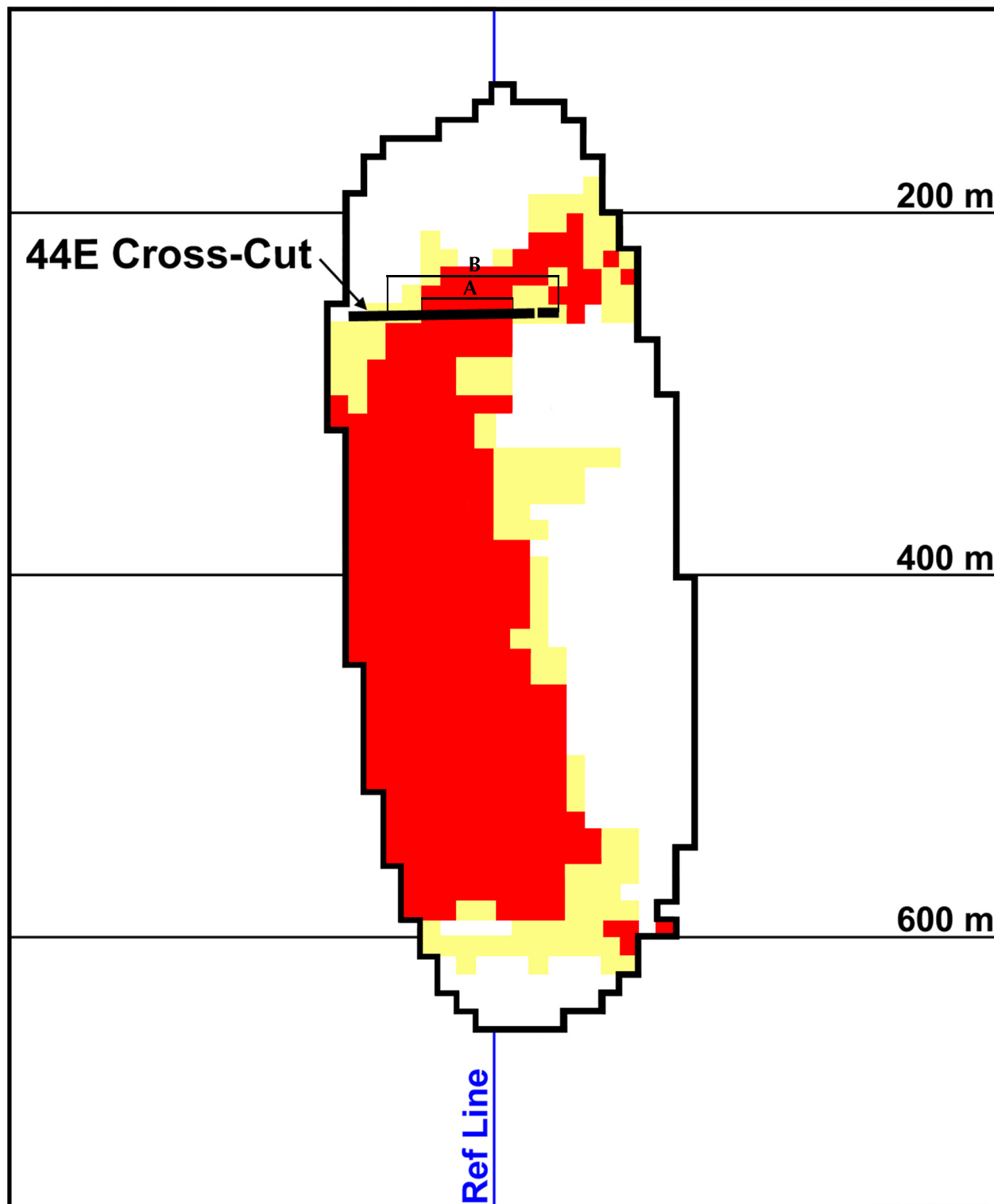


New Gold Inc. - New Afton Copper-Gold Project




Section 44 East - Viewed From West

Location of Cross-Cut and Sample Intervals



October 20, 2005



2004 Resource Block Model

-  Outline of Mineralization
(limit of Detectable Cu & Au)
-  **Cu Eq 1.00 - 1.50 %
-  **Cu Eq > 1.50 %

Cross-Cut Sampling

-  Cross-Cut
-  Principal Mineralized Intervals
(See Tables 1-3)

* Using: Cu \$0.85/lb; Au \$375/oz; Ag \$5.25/oz; Pd \$200/oz
 ** Kriged Cu Equivalent *(%)